

Salahaddin University–Erbil

College of Basic Education

Department: Kindergarten



Second Semester


2022 - 2023

Module: Educational and Social  
Texts in English Language

Stage: Second

Time: 75 minutes

**Q1.** Read the following story. Then, answer questions **A** and **B**.

Twins' week	Short story
Kim and Ken are twins and they live at the zoo. Their father is the zookeeper. He has so many things to do.	
On Mondays they take a shower, the hippos join the fun. Then watch TV with the fish, the week has just begun.	
On Tuesdays they eat breakfast with the pandas and the frogs. And eat dinner in the evening with chimps and cats and dogs.	
On Wednesdays they clean their teeth, the crocodile helps them brush. Then at night they ride their bikes, the rhino gives a push.	
On Thursdays they play football, with parrots in the park. Then take a swim in the pool, the one without the shark!	
On Fridays they do their homework, the octopus helps too. Then play some games with their friends and run around the zoo.	
On Saturdays they go shopping, with the kangaroos. Then come home on a big, red bus and have a little snooze.	
On Sundays they are very tired and sleep until it's lunch. Then take a walk around the zoo and see the friendly bunch.	

**A)** Read the above story again. Then, **match** the days and who the twins do the activities with.  
**(5 Marks)**

Mondays

Pandas and frogs

Tuesdays

parrots

Wednesdays

Octopus

Thursdays

hippos

Fridays

rhino

**B)** Read the above story again. Then, **Circle** the correct answer. **(5 Marks)**

1. On Saturdays they go ..... (shopping / fishing / to the cinemea)
2. On Sundays they are very ..... and sleep until it's lunch. (sad / tired / bored)
3. On Mondays they take a ..... (break / shower / bath)
4. On Tuesdays they eat ..... (snacks / lunch / breakfast)
5. On Wednesdays they clean their ..... (teeth / rooms / clothes)

**Q2.** Do as required:


**A)** Write a synonym for each of the following words: **(10 Marks)**

1. manage
2. expect
3. shame
4. support
5. explore
6. prevent
7. tip
8. appropriate
9. offer
10. solve

**B)** Write **the missing letter** for each of the following words: **(5 Marks)**

1. b-ngee jump
2. porr-dge
3. med-cine
4. s-rfing
5. scre-m

Q3. Read the following story. Then, **answer** questions **A**.

I couldn't believe my eyes	Short story
'Guess what I saw at 7 o'clock this morning when I was walking to school on Hassan Street?'	
'I don't know. Tell me.'	
'I was halfway along the street when I saw a huge parade coming towards me. The Russian circus was coming to town.'	
'First there were three white elephants, with two children riding on each of them.'	
'Then there were four tall giraffes, and they each had one woman rider.'	
'Then came the clowns. Two in a funny car and three were running behind it.'	
'Last of all, there were two big, clear balls. Each with a clown inside and one balancing on top.'	
'So, Karim, how many people were there on Hassan Street going to school at 7 o'clock today?'	
'Mmm. Hold on! I need time to think. You saw a lot of people.'	


A) Read the above story again. Then, **Find the mistake** in each of the following sentences, **underline** it, and **write the correct** word. (5 Marks)


1. The total number of children riding on white elephants was four. -----
2. Four women were riding on each of the horses. -----
3. Two crowns were in a funny car, and three of them were running behind it. -----
4. A clown was inside each big and clear fall, and one balancing on top. -----
5. The British circus was coming to town. -----

-----  
Examiner:

Dastan A. Saeed

March 2023





Salahaddin University–Erbil

College of Basic Education

Department: Kindergarten



Second Semester  
2022 - 2023

Module: Educational and Social  
Texts in English Language

Stage: Second

Time: 2 hours

**Q1.** Read the following story. Then, answer questions **A** and **B**.

### Buzz and Bob's big adventure

This is Buzz and her cousin Bob. They are going on holiday to an adventure camp.  
'Hello, I'm Buzz and I love adventure sports.' 'Hello, I'm Bob. I can do everything.'  
Buzz and Bob arrive at the camp. Buzz is very excited.  
'Look, Bob! What shall we do first?'

On Monday they ride BMX bikes.

'Whee, this is great!' 'Be careful, Bob!'

On Tuesday they go rock climbing. 'Look out for the rocks, Bob!'

'Ouch!'

Buzz helps Bob to the top.

On Wednesday they go rafting. Bob is very scared. His face goes green.

'Come on, Bob. This is great!'

On Thursday Buzz and Bob go caving in an underground cave. There are lots of bats.

'It's dark in here! I don't like bats.'

On Friday they go surfing. They do surfing tricks.

'Look at me! I'm a great surfer.' 'Oh no, you're not!'

On Saturday they go parachuting. They jump and fall through the air but... Oh no! Something is wrong. Can you save Bob?

'Buzz! Help me!'

Buzz catches Bob. They float down to earth.

'Thanks, Buzz. You saved me!'

'Well done, Buzz. You are very brave. Your special prize is a bungee jump.' 'Great! Here I go. One ... two ... three ... Whee!'



**A)** Read the above story again. Then, **match the days of the week** and the **activities**. (6 Marks)

Monday	rock climbing
Tuesday	caving
Wednesday	BMX biking
Thursday	parachuting
Friday	rafting
Saturday	surfing

**B)** Read the above story again. Then, **Find** the mistake in each of the following sentences, **underline** it, and write the **correct word**. (6 Marks)

- a. On Monday they ride clown bikes. -----
- b. On Tuesday Bob needs to look out for the ropes. -----
- c. On Wednesday Bob is very happy when they go rafting. -----
- d. On Thursday they go in a cave with lots of rats. -----
- e. On Friday they do skateboarding tricks. -----
- f. On Saturday they go parachuting and Bob catches Buzz. -----

**Q2.** Read the following story. Then, answer questions **A** and **B**.

**Goldilocks and the three bears**

Once upon a time there was a little girl. Her name was Goldilocks. She had golden hair.

One day Goldilocks was walking in the forest. She saw a house and knocked on the door. She went inside. Nobody was there.



Goldilocks saw three bowls on the table. She was hungry.

‘This porridge is too hot! This porridge is too cold! This porridge is just right!’ Goldilocks ate all the porridge.

Goldilocks was tired now. ‘This chair is too big! This chair is too big, too! This chair is just right!’ But the chair broke!

Goldilocks was very tired. She went upstairs. ‘This bed is too hard! This bed is too soft! This bed is just right!’

Soon, the bears came home.

‘Someone’s been eating my porridge!’ said Daddy Bear.

‘Someone’s been eating my porridge!’ said Mummy Bear.

‘Someone’s been eating my porridge - and it’s all gone!’ said Baby Bear.

‘Someone’s been sitting on my chair!’ said Daddy Bear.

‘Someone’s been sitting on my chair!’ said Mummy Bear.

‘Someone’s been sitting on my chair - and it’s broken!’ said Baby Bear.

‘Someone’s been sleeping in my bed!’ said Daddy Bear.

'Someone's been sleeping in my bed!' said Mummy Bear.

'Someone's been sleeping in my bed - and she's still there!' said Baby Bear.

Goldilocks woke up and saw the three bears. 'Help!' She ran downstairs and into the forest. She never came back again.

**A)** Read the above story again. Then, **put** the following **sentences in order**: **(8 Marks)**

<input type="text"/>	'Someone's been eating my porridge!' said the bears.
<input type="text"/>	Goldilocks was tired. She sat on Baby Bear's chair.
<input type="text"/>	One day Goldilocks saw a house in the forest. She went inside.
<input type="text"/>	'Someone's been sleeping in my bed!' said the bears.
<input type="text"/>	Goldilocks was very tired. She slept in Baby Bear's bed.
<input type="text"/>	Goldilocks was hungry. She ate all Baby Bear's porridge.
<input type="text"/>	Goldilocks woke up and saw the bears. She ran into the forest and never came back.
<input type="text"/>	'Someone's been sitting on my chair!' said the bears.

**B)** Read the above story again. Then **circle** the **correct** answer: **(9 Marks)**

- a. Daddy Bear's porridge is . too hot / too cold/ just right
- b. Mummy Bear's porridge is . too hot / too cold / just right
- c. Baby Bear's porridge is . too hot / too cold / just right
- d. Daddy Bear's chair is . too big / just right
- e. Mummy Bear's chair is . too big / just right
- f. Baby Bear's chair is . too big / just right
- g. Daddy Bear's bed is . too hard / too soft / just right
- h. Mummy Bear's bed is . too hard / too soft / just right
- i. Baby Bear's bed is . too hard / too soft / just right



**Q3)** Read the following passage. Then, answer questions **A and B**.

## **Discipline**

### **Discipline Is Teaching**

The word discipline comes from a Latin word that means “to teach.” As a parent, you are a teacher. The way you discipline your children will help them learn.

### **Nurturing your child**

Nurturing is where you need to put most of your effort. Children learn best when they know they are loved and supported. Here are some ideas:

- Love your children, no matter what they do.
- Listen to your children.
- When they are being good, tell them.
- Expect the best from your children.
- Make sure they are safe—physically and emotionally.
- Be a good role model.

### **Guiding your child**

Children need you to help them understand what kinds of behaviors you expect from them and what rules you expect them to follow. They also need help from you to manage their feelings, understand responsibility, and learn how to control themselves. Your child needs to know what will happen if rules are broken. Here are some ideas:

- Help your child learn to solve problems.
- Show your child how to do things.

Take your child away from situations your child can't handle.

- Help your child learn how to calm down.
- Prepare your child for difficult situations.
- Say “yes” when you can and “no” when you need to.
- Give your child a chance to do it the right way.

### **Responding to your child's misbehavior**

When children misbehave, there is usually a reason. They may be tired, hungry, frustrated, seeking attention, or wanting control. If you can figure out what is causing the misbehavior, you will have more success responding to the misbehavior and preventing the behavior in the future. For example, if you observe your seven year old always having meltdowns when getting home from school, then you need to think about what might be causing the meltdowns. Perhaps your child is tired and hungry at the end of the day, or something was frustrating at school. Talk to the teachers to see how school is going. Try to have a nutritious snack and provide some quiet time reading or playing a game to help your child make the transition from school to home. Other strategies to consider:

- Take away a privilege and give the child a chore to do.
- Firmly tell your child that what he or she did was not appropriate.
- If something is damaged, expect the child to fix it, make a new one, or help pay for a new one.
- Use a “time out.”
- Let children safely experience the consequences of their actions.

**A)** Read the above passage again. Then, write whether the following sentences are **True (T)** or **False (F)**: **(5 Marks)**

- 1) Children need you to help them understand what kinds of behaviors you expect from them and what rules you expect them to follow.

- 2) The word discipline comes from a French word that means “to teach.”
- 3) Nurturing is where you need to put most of your effort. Children learn best when they know they are not loved and ignored.
- 4) When children misbehave, there is usually a reason. They may be tired, hungry, frustrated, seeking attention, or wanting control.
- 5) If something is damaged, expect the child to fix it, make a new one, or help pay for a new one.

**B) Write a synonym for each of the underlined words in the above passage. (10 Marks)**

Q4) Do as required:

**A) Put each of the following words in a sentence: (8 Marks)**

1. father
2. Child
3. Teacher
4. Help
5. Love
6. Sister
7. Mother
8. brother


**B) Write the missing letter for each of the following words: (8 Marks)**

1. Rid\_r
2. Sc\_ool
3. Ach\_
4. T\_ke
5. Mi\_day
6. Medic\_ne
7. lit\_le
8. Hou\_e

-----  
Examiner:

Dastan A. Saeed

May 2023



Salahaddin University–Erbil

College of Basic Education

Department: Kindergarten



Second Semester

Second Session


2022 - 2023

Module: Educational and Social  
Texts in English Language

Stage: Second

Time: 2 hours

Q1) Read the following story. Then, answer questions **A** and **B**.

Twins' week	Short story
<p>Kim and Ken are twins and they live at the zoo. Their father is the zookeeper. He has so many things to do.</p>	
<p>On Mondays they take a shower, the hippos join the fun. Then watch TV with the fish, the week has just begun.</p>	
<p>On Tuesdays they eat breakfast with the pandas and the frogs. And eat dinner in the evening with chimps and cats and dogs.</p>	
<p>On Wednesdays they clean their teeth, the crocodile helps them brush. Then at night they ride their bikes, the rhino gives a push.</p>	
<p>On Thursdays they play football, with parrots in the park. Then take a swim in the pool, the one without the shark!</p>	
<p>On Fridays they do their homework, the octopus helps too. Then play some games with their friends and run around the zoo.</p>	
<p>On Saturdays they go shopping, with the kangaroos. Then come home on a big, red bus and have a little snooze.</p>	
<p>On Sundays they are very tired and sleep until it's lunch. Then take a walk around the zoo and see the friendly bunch.</p>	

A) Read the above story again. Then, **match** the days and who the twins do the activities with.  
(5 Marks)

- |            |                  |
|------------|------------------|
| Mondays    | Pandas and frogs |
| Tuesdays   | parrots          |
| Wednesdays | Octopus          |
| Thursdays  | hippos           |
| Fridays    | rhino            |

**B)** Read the above story again. Then, **Circle** the correct answer. **(5 Marks)**

1. On Saturdays they go ..... (shopping / fishing / to the cinema)
2. On Sundays they are very ..... and sleep until it's lunch. (sad / tired / bored)
3. On Mondays they take a ..... (break / shower / bath)
4. On Tuesdays they eat ..... (snacks / lunch / breakfast)
5. On Wednesdays they clean their ..... (teeth / rooms / clothes)

**Q2)** Read the following story. Then, **do as required**:

I couldn't believe my eyes	Short story
<p>'Guess what I saw at 7 o'clock this morning when I was walking to school on Hassan Street?'</p> <p>'I don't know. Tell me.'</p> <p>'I was halfway along the street when I saw a huge parade coming towards me. The Russian circus was coming to town.</p> <p>'First there were three white elephants, with two children riding on each of them.</p> <p>'Then there were four tall giraffes, and they each had one woman rider.</p> <p>'Then came the clowns. Two in a funny car and three were running behind it.</p> <p>'Last of all, there were two big, clear balls. Each with a clown inside and one balancing on top.</p> <p>'So, Karim, how many people were there on Hassan Street going to school at 7 o'clock today?'</p> <p>'Mmm. Hold on! I need time to think. You saw a lot of people.'</p>	

**A)** Read the above story again. Then, **Find the mistake** in each of the following sentences, **underline** it, and **write the correct** word. **(5 Marks)**

1. The total number of children riding on white elephants was four. -----
2. Four women were riding on each of the horses. -----
3. Two crowns were in a funny car, and three of them were running behind it. -----
4. A clown was inside each big and clear fall, and one balancing on top. -----
5. The British circus was coming to town. -----

**Q3)** Read the following passage. Then, answer questions **A and B**.

## **Discipline**

### **Discipline Is Teaching**

The word discipline comes from a Latin word that means “to teach.” As a parent, you are a teacher. The way you discipline your children will help them learn.

### **Nurturing your child**

Nurturing is where you need to put most of your effort. Children learn best when they know they are loved and supported. Here are some ideas:

- Love your children, no matter what they do.
- Listen to your children.
- When they are being good, tell them.
- Expect the best from your children.
- Make sure they are safe—physically and emotionally.
- Be a good role model.

### **Guiding your child**

Children need you to help them understand what kinds of behaviors you expect from them and what rules you expect them to follow. They also need help from you to manage their feelings, understand responsibility, and learn how to control themselves. Your child needs to know what will happen if rules are broken. Here are some ideas:

- Help your child learn to solve problems.
- Show your child how to do things.

Take your child away from situations your child can't handle.

- Help your child learn how to calm down.
- Prepare your child for difficult situations.
- Say “yes” when you can and “no” when you need to.
- Give your child a chance to do it the right way.

### **Responding to your child's misbehavior**

When children misbehave, there is usually a reason. They may be tired, hungry, frustrated, seeking attention, or wanting control. If you can figure out what is causing the misbehavior, you will have more success responding to the misbehavior and preventing the behavior in the future. For example, if you observe your seven year old always having meltdowns when getting home from school, then you need to think about what might be causing the meltdowns. Perhaps your child is tired and hungry at the end of the day, or something was frustrating at school. Talk to the teachers to see how school is going. Try to have a nutritious snack and provide some quiet time reading or playing a game to help your child make the transition from school to home. Other strategies to consider:

- Take away a privilege and give the child a chore to do.
- Firmly tell your child that what he or she did was not appropriate.
- If something is damaged, expect the child to fix it, make a new one, or help pay for a new one.
- Use a “time out.”
- Let children safely experience the consequences of their actions.

**A)** Read the above passage again. Then, write whether the following sentences are **True (T)** or **False (F)**: **(5 Marks)**

1) Children need you to help them understand what kinds of behaviors you expect from them and what rules you expect them to follow.

- 2) The word discipline comes from a French word that means “to teach.”
- 3) Nurturing is where you need to put most of your effort. Children learn best when they know they are not loved and ignored.
- 4) When children misbehave, there is usually a reason. They may be tired, hungry, frustrated, seeking attention, or wanting control.
- 5) If something is damaged, expect the child to fix it, make a new one, or help pay for a new one.

**B) Write a synonym for each of the underlined words in the above passage. (10 Marks)**

**Q4) Do as required:**

**A) Put each of the following words in a sentence: (20 Marks)**

1. father
2. Child
3. Teacher
4. Help
5. Love
6. Sister
7. Mother
8. brother
9. School
10. Student

**B) Write the missing letter for each of the following words: (10 Marks)**

1. Rid\_r
2. Pa\_n
3. Ach\_
4. h\_ppy
5. Mi\_day
6. Medic\_ne
7. lit\_le
8. Hou\_e
9. S\_rfing
10. Scre\_m

-----  
Examiner:

Dastan A. Saeed

May, 2023

