

Ministry of Higher Education and Scientific research



**Department of Chemistry**

**College of Science University of**

**Salahaddin Subject: Practical**

**Biochemistry Course Book –**

**(Year 3)**

**Lecturer's name MSc. Najat Zaid Mohammad**

**Academic Year: 2020-2021**

# Course Book

<b>1. Course name</b>	<b>Practical Biochemistry</b>
<b>2. Lecturer in charge</b>	<b>Najat Zaid Mohammad</b>
<b>3. Department/ College</b>	<b>Chemistry department / Science College</b>
<b>4. Contact</b>	<b>e-mail: najat.mohammad@su.edu.krd Tel: 00964-750-4553147</b>
<b>5. Time (in hours) per week</b>	<b>Practical: 3</b>
<b>6. Office hours</b>	<b>Su 9:00-1:00 Office hours Mo 8:30-10.30 biochemistry theory 11-1:0 Office hours Tu 9:00-1:00 student project research We 8:30:11 Practical Biochemistry 11:00-1:00 Biochemistry theory Th 8:30 – 5:00 Practical Biochemistry Lab</b>
<b>7. Course code</b>	
<b>8. Teacher's academic profile</b>	<b>High School:1997 BSc at 2002 Master degree at 2007</b>
<b>9. Keywords</b>	<b>Practical Biochemistry, Enzyme, Immobilization, Clinical</b>
<b>10. Course overview:</b>	
<ul style="list-style-type: none"> <li>▪ The general aim of this course is to equip students with knowledge and skills to develop and understand principle of biochemistry and the methods which use in practical biochemistry.</li> <li>- It is important to learn what is the practical biochemistry and its relation to their live.</li> <li>-they will understanding the principle of carbohydrate, lipids , proteins, enzymes, Vitamins and many other techniques in practical biochemistry like electrophoresis, separation methods of protein, denaturation of protein and they will take Sufficient knowledge and understanding working in bio lab or clinical biochemistry lab in future in hospital or private biochemical lab.</li> </ul>	
<b>11. Course objective:</b>	
After this course and Upon completing this course, students should understand the basic concepts and practices of contemporary experimental biochemistry. A successful student will learn how to keep a laboratory notebook and prepare laboratory reports in the style of a biochemical journal, and have practical experience in the fundamental biochemical techniques that would be expected of a student applying to quantities and qualitative experiments in carbohydrates, lipid, protein and enzymes. And some techniques form the foundation for many of the experiments of a contemporary biochemical research laboratory.	
<b>12. Student's obligation</b>	
<ul style="list-style-type: none"> <li>- Lack of attendance and tardiness to class are unacceptable practices for laboratory courses. Obviously unforeseen events can lead to absenteeism and/or tardiness, but those instances are expected to be rare. So, please report to class on time! Due to limitations in support personnel and materials/supplies, opportunities to make up missed laboratory experiments will not be feasible. If a student is absent for any reason, he/she should email Dr. Peek and the teaching assistant as soon as possible. Late assignments will only be accepted at the discretion of the instructor. Typically prompt written documentation will be required to justify the acceptance of late assignments as a result of</li> </ul>	

absenteeism.

- Weekly report:- The purpose of the laboratory report is to communicate experimental work in writing. The educational goal is to help students learn and practice expressing their ideas and describing their work in a professional manner.

- Homework assignments will be given to students.

-PROJECT PRESENTATION some time will done

- LABORATORY NOTEBOOK MAINTENANCE

All experimental data, except instrument output, should be recorded in indelible ink in a bound laboratory notebook with pre-printed sequential page numbers. • Students should sign the

notebook on the last page of that day's experiment. • Do not leave blank pages in a laboratory

notebook. • A lab notebook should include protocols, identification of samples, observations, and

data. • Record data and observations as you obtain or make them. Do not write on scraps of

paper with the intention of transferring information to the lab notebook later. • Do not worry if

your notebook is a little messy. • The recording and organization of a permanent record of

laboratory observations is as important a technique to master as any of the experimental methods you learn.

The research notebook is a day-by-day record of the progress of experimental work. It should reflect the integrity and honesty of the experimenter as well as the clarity of his or her thought.

-Examination:- there will be two exam in two course and at end it will be final exam

### **13. Forms of teaching**

**We use data show and white board**

### **14. Assessment scheme**

The overall grading is 15% and distribute as in this scheme for this course is as follows:

1% Laboratory Reports

3% Laboratory Performance and Notebook Maintenance

1% Homework and quiz

5% tow Mid exam and

15% Final Examinations

### **15. Student learning outcome:**

Upon completing this course, students should understand the basic concepts and practices of contemporary experimental biochemistry. A successful student will learn how to keep a laboratory notebook and prepare laboratory reports in the style of a biochemical journal, and have practical experience in the fundamental biochemical techniques. Also they will learn how to do clinical test because it is important to their future work in hospital and bio lab.

### **16. Course Reading List and References:**

▪ Key references: Practical biochemistry, analytical biochemistry, enzymes. Clinical biochemistry

▪ Useful references: Analysis of Lipids practic detail

: analyticaltechniquesinbiochemistbyrajankatoch

▪ Magazines and review (internet): highwire press web site

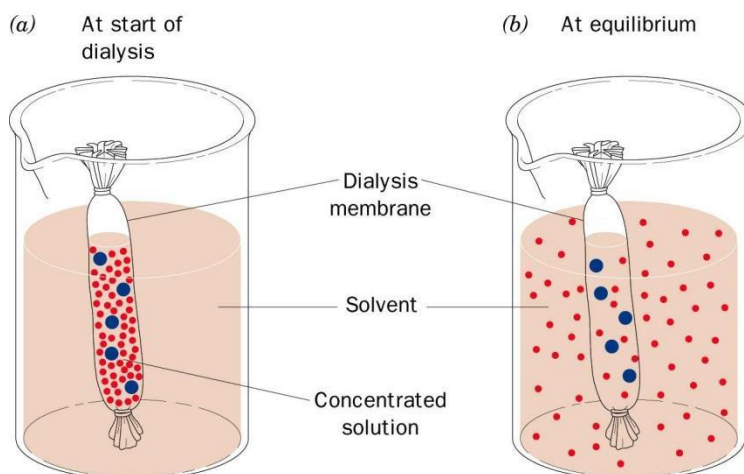
The journal of biological chemistry

Enzyme journals

17. The Topics:	Lecturer's name
<p>They are divided to the blocks</p> <p>{ B 1 } : Carbohydrates</p> <p>1- Libratory roles and safety.....1<sup>st</sup> week</p> <p>2- Molisch,s test..... 2<sup>nd</sup> week</p> <p>3- Reactions of reducing sugars including.....3<sup>rd</sup> week.</p> <p>4- Test for individual carbohydrates including..... 4<sup>th</sup> week</p> <p>5-The hydrolysis of polysaccharides..... 5<sup>th</sup> week</p> <p>6- identification of an unknown carbohydrate..... 6<sup>th</sup> week</p> <p>It is examination about the carbohydrates by using the scheme</p> <p>{ B2 } Chemical And physical properties of amino acids and proteins</p> <p>Qualitative tests</p> <p>1- The solubility of amino acids.....7<sup>th</sup> week</p> <p>2- Ninhydrin reaction</p> <p>3- Xanthoproteic reaction..... 8<sup>th</sup> week</p> <p>4-The Biuret test for peptide bonds</p> <p>5- Denaturation and Precipitation of portions including</p> <p>5:1- by heat and Heavy metal .....9<sup>th</sup> week</p> <p>5:2- by Precipitation of protein by ammonium sulfate .....10<sup>th</sup> week</p> <p>5:3- Denaturation of protein by organic solvents..... 11<sup>th</sup> week</p> <p>-----</p> <p>-{B 3 } : LIPIDS AND MEMBRANES</p> <p>Qualitative tests for Lipids.....12<sup>th</sup> week</p> <p>1-The solubility of lipids</p> <p>2-Grease test</p> <p>3-Tests for unsaturated fatty acids</p> <p>4-Tests for triacyl glycerol.....13<sup>th</sup> week</p> <p>5- Tests for cholesterol</p> <p>1.Lieberman test</p> <p>2. Salkowaski test</p> <p>Quantitative Analysis of Lipids</p> <p>1- The determination of the peroxide value of a fat .....14<sup>th</sup> week</p> <p>1. Determine the rancidity in the fat</p> <p>2. Determine the peroxide value in fat</p> <p>2- The determination of the acid value of a fat.....15<sup>th</sup> week</p> <p>Exam in the B1,B2,B3.....16<sup>th</sup> week</p> <p>-----</p> <p>-{ B4 } : ENZYMES</p>	<p>M. Najat Shwani</p> <p>ex: (3hrs)</p>

<p>1- Enzymes classification .....17<sup>th</sup> week</p> <p>1. Catalase by using H<sub>2</sub>O<sub>2</sub> which is act as substrate .....18<sup>th</sup> week</p> <p>2. Peroxidase by using 4 amino antipyrine reagent .....19<sup>th</sup> week</p> <p>3. Polyphenol oxidase by using catechole .....20<sup>th</sup> week</p> <p>2- factors affecting the rate of the enzyme activity</p> <p>1:Temperature ..... 21<sup>th</sup> week</p> <p>2: pH .....22<sup>th</sup> week</p> <p>2: Substrate concentration.....23<sup>th</sup> week</p> <p>3- Determination of ascorbic acid .....24<sup>th</sup> week</p> <p>4- Dialysis and separation of large molecule ..... 25<sup>th</sup> week</p> <p>5- electrophoresis .....26<sup>th</sup> week</p> <p>-----</p> <p>Clinical Chemistry Assay</p> <p>-{ B5 }1. Blood sugar test ..... 27<sup>th</sup> week</p> <p>2. Blood Cholesterol.....28<sup>th</sup> week.</p> <p>-{B6 }: Total protein .....29<sup>th</sup> week</p> <p>Bilirubin test ..... 30<sup>th</sup> week</p> <p>Practical examination in general tests.....31<sup>th</sup> week</p> <p><b>18. Practical Topics (If there is any)</b></p>	
<p>In this section The lecturer shall write titles of all practical topics he/she is going to give during the term. This also includes a brief description of the objectives of each topic, date and time of the lecture</p> <p><b>19. Examinations:</b></p>	<p>Lecturer's name</p> <p>ex: (3 hrs)</p>
<p><b>1. Compositional:</b> In this type of exam the questions usually starts with Explain how, What are the reasons for...?, Why...?, How....?</p> <p><b>Q1) - Explain the following: (2 marks)</b></p> <p>1- Explain dialysis and its benefits.</p> <p>A)- In biochemistry, dialysis is the process of separating molecules in solution by the difference in their rates of diffusion through a semipermeable membrane, such as dialysis tubing..</p> <p>The benefits are to separation large molecules like protein or polysaccharides for purification.. Or desalting in protein purification steps. And Dialysis may be used for those with an acute disturbance in</p>	

kidney function.



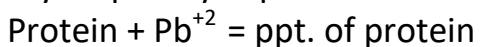
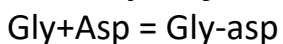
**2. True or false type of exams:**

In this type of exam a short sentence about a specific subject will be provided, and then students will comment on the trueness or falseness of this particular sentence. Examples should be provided

Q-) Place (+ve or -ve) for following chemical tests:

Name	Barfoed	Benedict	Seliwanoff's	Bial
Galactose	+	+	-	-
Sucrose	-	-	+	-
Lactose	-	+	-	-
Fructose	+	+	+	-
Ribose	+	+	-	+

**3- Complet following reactions:**



**4- Compare between the following**

Q- Slating in and salting out

## Salting in / Salting out

### Salting IN •

At low concentrations, added salt usually increases the solubility of charged macromolecules because the salt screens out charge-charge interactions.

So low [salt] prevents aggregation and therefore precipitation or "crashing."

### Salting OUT •

At high concentrations added salt lowers the solubility of macromolecules because it competes for the solvent ( $H_2O$ ) needed to solvate the macromolecules.

So high [salt] removes the solvation sphere from the protein molecules and they come out of solution.

A-

### 20. Extra notes:

The Academic Honor System of Iraqi is based on the premise that each student has the responsibility (1) to uphold the highest standards of academic integrity in the student's own work, (2) to refuse to tolerate violations of academic integrity in the University community, and (3) to foster a high sense of integrity and social responsibility on the part of the University community. *This means that you will not give or receive information during an examination, nor will you consult unauthorized sources of information during an examination.* Students should review the Academic Honor System outlined in the (عناقولا ) Student Handbook. Violations of the Honor Code will not be tolerated and will result in zero points being awarded for the course work in question.

### 21. Peer review لھواھهھوھنووچاڊيپ

This course book has to be reviewed and signed by a peer. The peer approves the contents of your course book by writing few sentences in this section.

*(A peer is person who has enough knowledge about the subject you are teaching, he/she has to be a professor, assistant professor, a lecturer or an expert in the field of your subject).*

وتاکب دوسنپ کسرسو کيو اگج باب کور يو او وثير کبر يس يو يميداکي يکيليو ان يلال تيبيدکو و بسر وکم ي تاکبر سل يو وژ او وکسرسو کي کور يو او يو ايش رس ل تيسو و سبگي شو و دوج.  
تيبور حم کا حسو مامل يحسواز ي لپ تيبيدو ک سروس ل تيب یر ايو از کيس کو ي لي و ا.