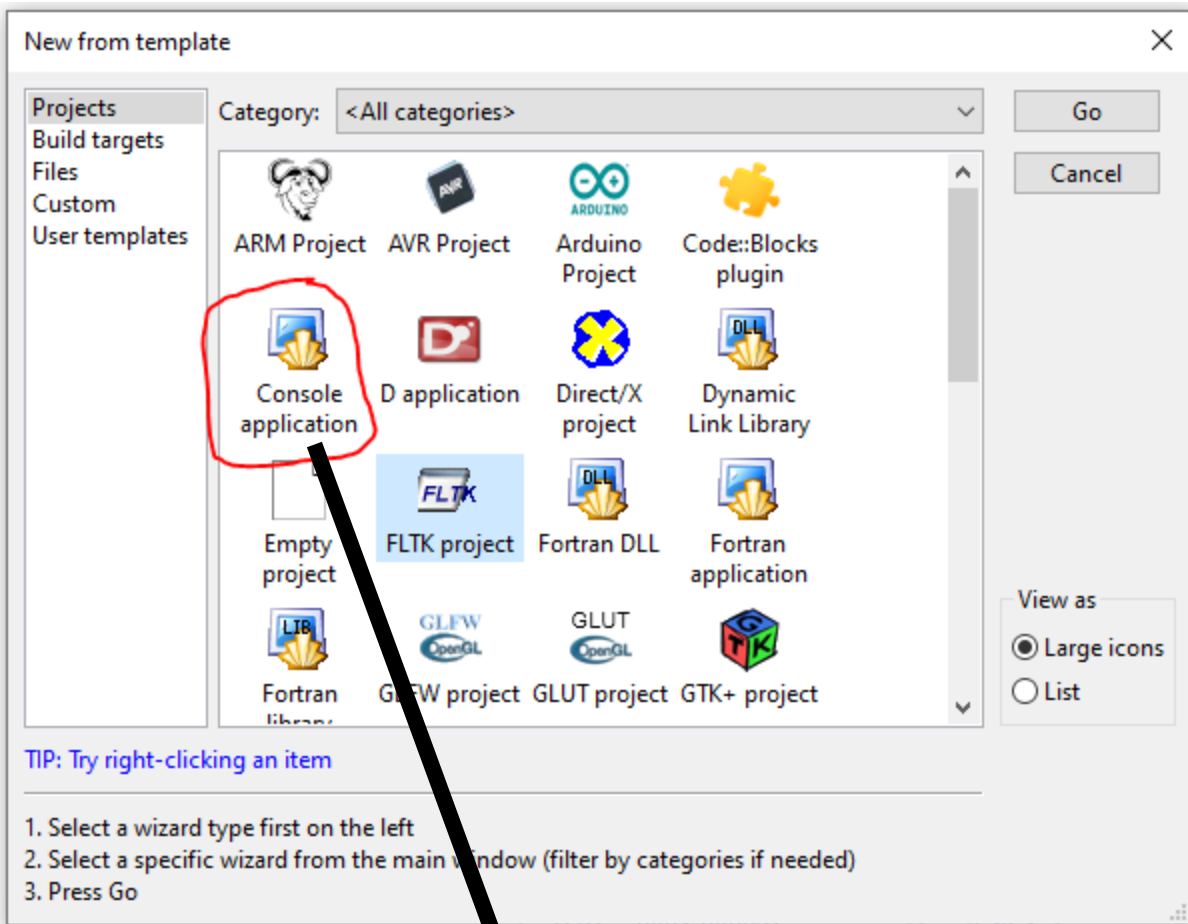


Create a new project



Console
application




Please select the language you want to use.

Please make a selection

C

C++


A black arrow points from the right side of the list towards the "C++" option, which is highlighted with a blue background.

< Back Next > Cancel

ناویک بۆ پروگرامهکه دابنئ.

وا باشتره ناوهکه لهگهله پروگرامهکه بگونجئ بۆ ناسینهوهی تا بتوانین به ئاسانی بیدۆزینهوه.

Console application



Please select the folder you want the new project to be created as well as the name of the project.

Project title:

Folder to create project in:

Project filename:

Resulting filename:


کلیک لیره بکه ههلبژاردنی شوینی پروگرامهکه و خهزن کردنی. و اباشتره فولدهرئیکی تایبتهتی بۆ بکهیهوه.

< Back

Next >

Cancel

دوای نوسینی ناوی پروگرامهکه و خهزن کردنی کلیک بکه



Please select the compiler to use and which configurations you want enabled in your project.

Compiler:

GNU GCC Compiler

Create "Debug" configuration: Debug

"Debug" options

Output dir.: bin\Debug\

Objects output dir.: obj\Debug\

Create "Release" configuration: Release

"Release" options

Output dir.: bin\Release\

Objects output dir.: obj\Release\

< Back

Finish

Cancel



[Sum of two variable] - Code::Blocks 20.03

File Edit View Search Project Build Debug Fc



Management

Projects Files FSymbols

Workspace

- Sum of two variable
 - Sources
 - main.cpp

پاشان دہبل کلیک بکہ

The screenshot shows the 'Management' window in Code::Blocks. It has tabs for 'Projects', 'Files', and 'FSymbols'. Under the 'Files' tab, a tree view shows the project structure: 'Workspace' contains 'Sum of two variable', which contains 'Sources', which contains 'main.cpp'. A red circle highlights the 'Sources' folder icon, and a black arrow points to it from the Persian text 'پاشان دہبل کلیک بکہ' (Double-click here) located in a white box at the bottom.

main.cpp [Sum of two variable] - Code::Blocks 20.03

File Edit View Search Project Build Debug Fortran wxSmith Tools Tools+ Plugins DoxyBlocks Settings Help

Debug

```
1 #include <iostream>
2
3 using namespace std;
4
5 int main()
6 {
7     cout << "Hello world!" << endl;
8     return 0;
9 }
10
```

Management

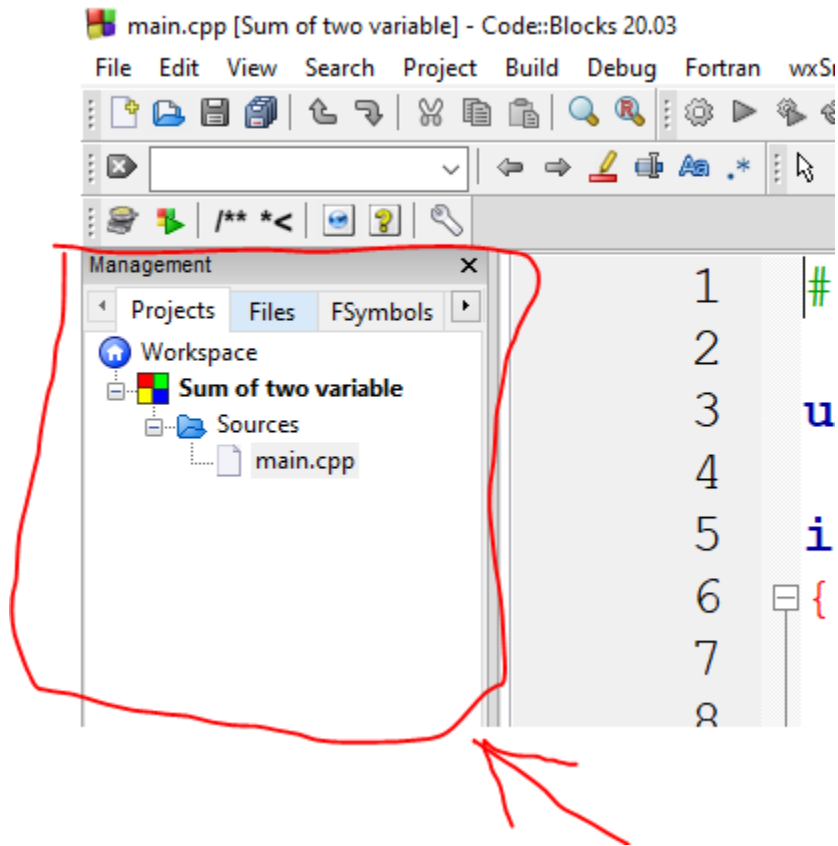
Projects Files FSymbols

Workspace

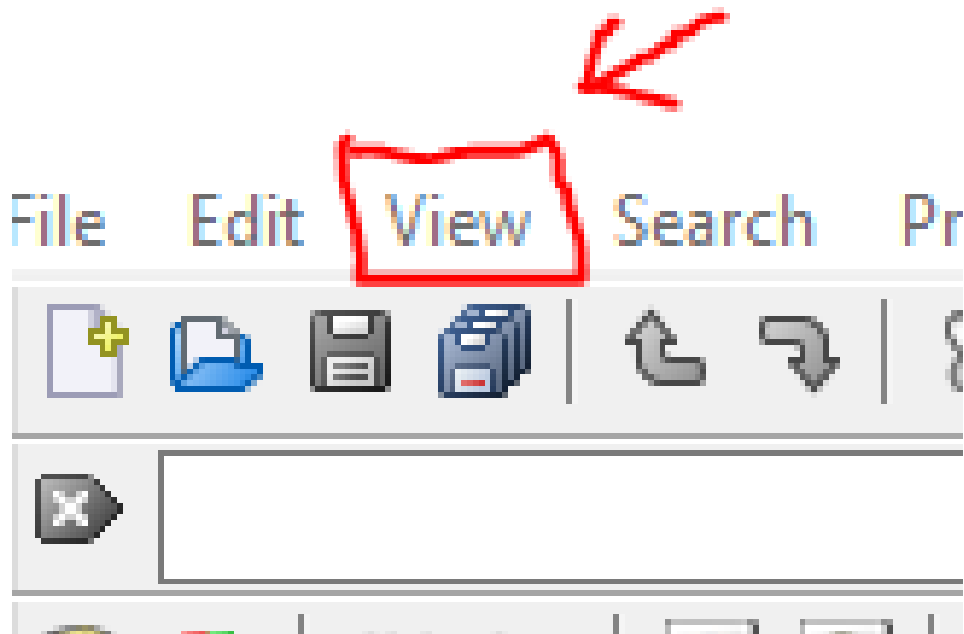
- Sum of two variable
 - Sources
 - main.cpp

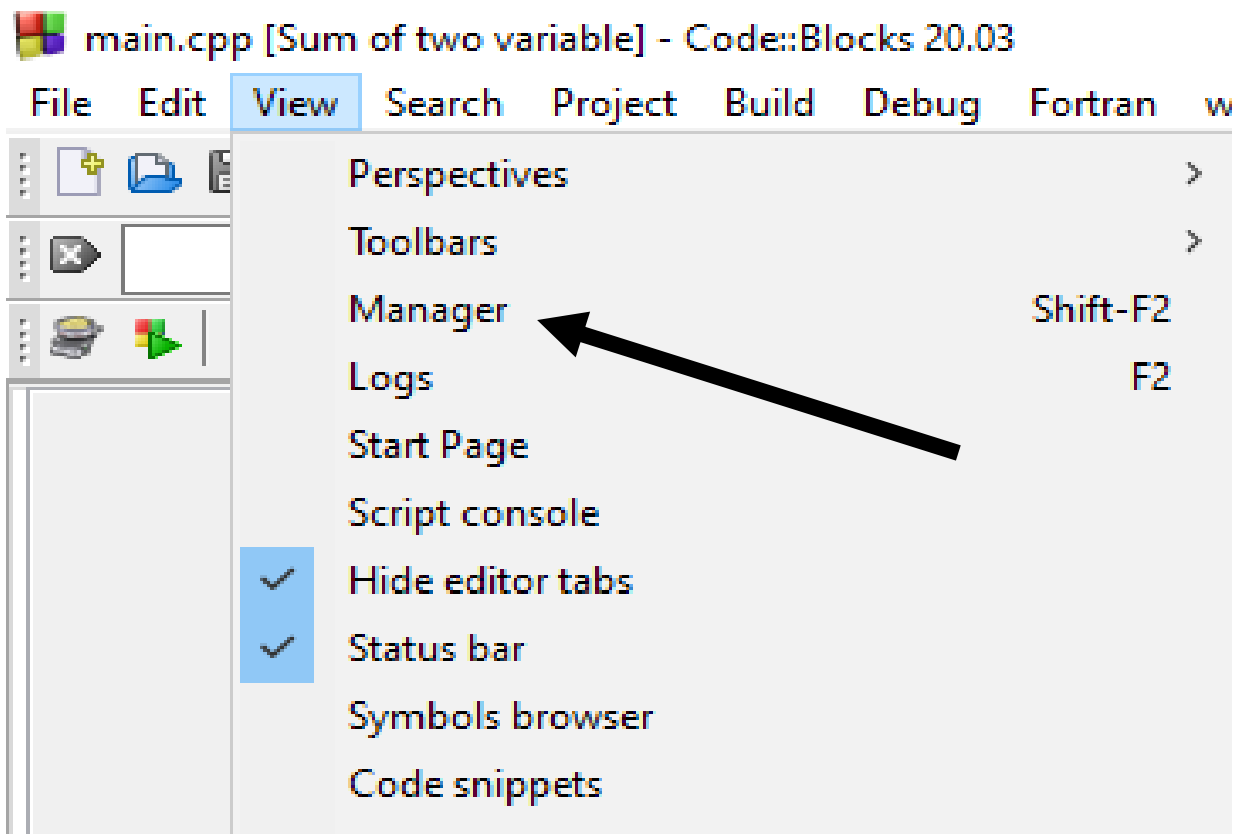


```
"D:\C++\Program 22\Sum of two variable\bin\Debug\Sum of two variable.exe"
Hello world!
Process returned 0 (0x0)   execution time : 0.825 s
Press any key to continue.
```



زۆر جار ئەم بەشە نیه له پرۆگرامە بۆ زیاد کردنی پێویستە ئەم هەنگاوانە ئەنجام بدەین





یان به شیوه‌یه‌کتر ده‌توانین زیادی بکهین

Shift+F2