

Synthesis of New Heterocyclic Compounds by Diels-Alder Reaction using Ultrasound Technique

Shatha Jameel Dawood¹, Shelan Hanna Boya², Bushra Hanna Marbeen³, Dr. Hussan Ahmed Mohamed

^{1, 2, 3, 4}Chemistry Department, College of Science, Salahaddin University, Erbil /Iraq

Abstract: A new heterocyclic compounds were synthesized by Diels-Alder reaction using ultrasound technique. A reaction between benzaldehyde and several aromatic compounds formed compounds (9, 10, 11) which identified by infrared spectra (FT-IR), ¹HNMR and CHN analysis. The prepared compounds manifested promising biological activity.

Keywords: benzaldehyde, Diels-Alder, heterocyclic, oxo compounds.

1. Introduction

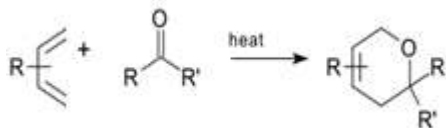
Diels-Alder (DA) reaction has been around for a very long time, it's the most known cyclo addition reactions. This reaction has great influence on the future study and treatment of diseases [1], as a very great strength method for manufacturing an unusual compounds having possible action on tumors [2].

It is particular impact on complex targeted natural product synthesis arises, in the first instance, from its capacity to deliver extensively functionalized six-membered rings with defined sites of unsaturation and functional group placements. Moreover, it provides the basis for coordinating stereogenic centers in the emerging cyclohexene. These configurational relationships are governed by the apparently universal superficial nature of the Diels-Alder reaction [3, 4].

(DA) reactions involve electron-rich dienes and electron-poor dienophiles, and under certain conditions; the reverse reaction is known as the retro-Diels-Alder reaction[5]. The general reaction involves a conjugated diene and a dienophile [6, 7] as shown below:

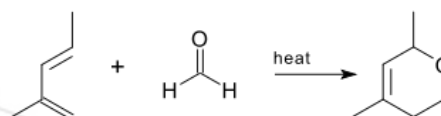


Diels-Alder reactions include at least one heteroatom are also called a group of hetero-Diels-Alder reactions[8] Carbonyl groups, for example, can successfully react with dienes to yield dihydropyran rings, a reaction known as the oxo-Diels-Alder reaction.



Oxo-DA is a reaction of a suitable diene with an aldehyde, this reaction is important to synthetic organic chemistry.

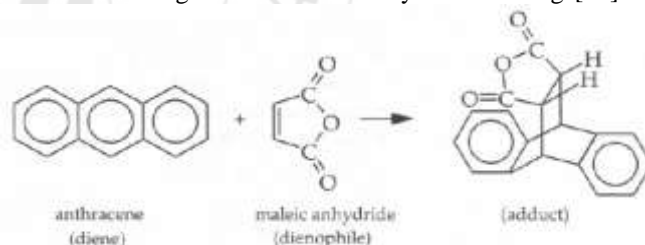
The oxo-DA reaction was first reported in 1949 using a methylpentadiene and formaldehyde as reactants [9].



To get the best acting of reactants, a chemist can control the stereochemistry [10] of a Diels-Alder product at up to four carbon atoms.

Maleic anhydride is a very good dienophile[11] because two strongly electron-withdrawing groups are joined to the double bond. The diene is anthracene, which is a usual thought as an aromatic compound, and not as a diene. However, in polynuclear aromatic compounds like anthracene, each single ring may not be as well steady as a separate benzene ring.

Anthracene has only 14π electrons, compared with 18 needed for having their own three fully aromatic rings[12].



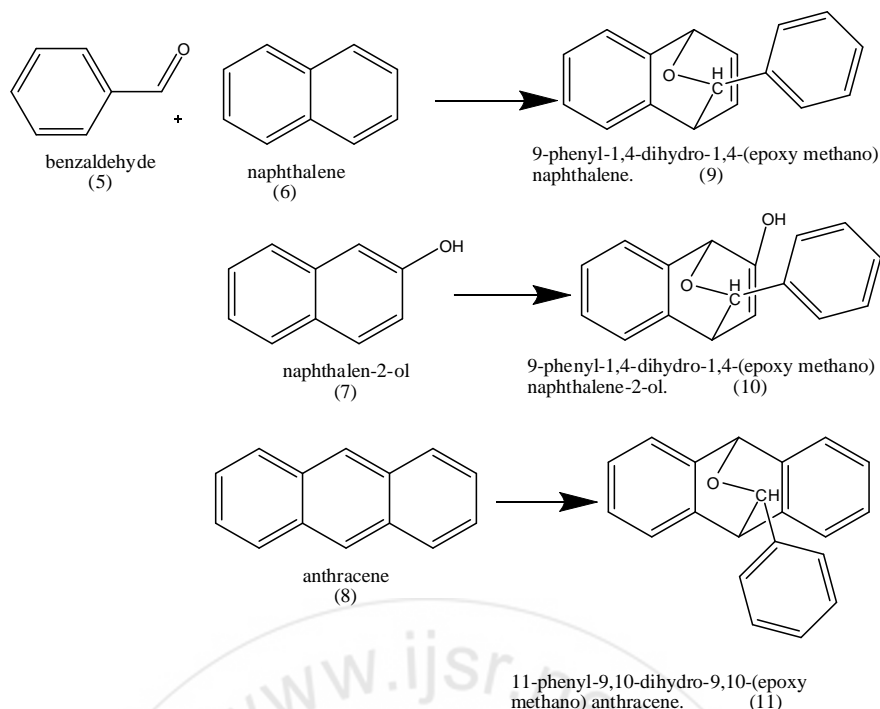
Using an ultra-sonic technique [13, 14] and Diels-Alder reaction open a new path to improve synthesis of organic compounds.

2. Materials & Methods

(2g) of compounds [15] (naphthalene (6), naphthalene-2-ol(7), and, anthracene(8)) separately react with (1.6g) of benzaldehyde (5) for(20min), using ultrasound technique, collect the settled products (9, 10, 11) each one alone.

3. Results & Discussion

By using the two methods above, benzaldehyde was reacted with compounds (6, 7, 8) individually, using ultrasound technique instead of reflux and without catalyst as it was used in the usually preparation to obtain new heterocyclic compounds (9, 10, 11) which are depicted in scheme (1):



Scheme-1: path way for the prepared heterocyclic compounds.

The prepared compounds (9, 10, 11) were identified by some techniques like elemental analysis, infrared [16] and ¹HNMR [17].

Compounds (9, 10, 11) IR analysis showed new bands appeared for (C-O) at (1915.21cm⁻¹, 1921.13cm⁻¹, 1927.39cm⁻¹).

A band at (1716cm⁻¹) was not shown for compounds (9, 10, 11) IR analysis which is belongs to (C=O) in bezaldehyde compounds (5).

(=C-H_{str.}) band in compounds (9, 10, 11) appear at (3070.97cm⁻¹, 3051.65 cm⁻¹, 3047.96cm⁻¹).

For (C=C_{str.}) in compounds (9, 10, 11) shown band at (1686.18cm⁻¹, 1629.37cm⁻¹, 1619.49cm⁻¹).

Table (1) show M.p, R_f, CHNS & Yields for the prepared compounds.

Table 1: M.P (C°), R_f, CHNS & Yields %.

Comps.no.	m.pC°	TLC	CHNS	Yields%
9	118-119	0.467	C=87.2, H= 5.9	28.14
10	117-119	0.747	C=81.5, H= 5.7	82.42
11	215-217	0.226	C=88.8, H= 5.6	61.74

9-phenyl-1, 4-dihydro-1, 4-(epoxy methano) naphthalene (9) :-

¹HNMR (300 MHz, CDCl₃): 4(1H, t, CH), 5.31(1H, s, CHO), ~5(1H, d, CH), 6 (1H, d, =CH), 6 (1H, d, =CH), 7.22~7.31 (2H, d, 3H, t, C₆H₅), 7.26~7.47 (2H, d, 2H, t, C₆H₄).

9-phenyl-1, 4-dihydro-1, 4-(epoxy methano) naphthalene-2-ol (10):-

¹HNMR (300 MHz, CDCl₃): 4(1H, t, CH), 5.3(1H, s, CHO), ~5(1H, d, CH), 16.77 (1H, s, OH), 6 (1H, d, =CH), 7.22~7.33 (2H, d, 3H, t, C₆H₅), 7.25 ~7.47 (2H, d, 2H, d, C₆H₄).

11-phenyl-9, 10-dihydro-9, 10-(epoxy ethano) anthracene (11):- ¹HNMR (300 MHz, CDCl₃): 4.5(1H, d, CH), 5.77(1H, s, CHO), 5.34 (1H, d, CH), 7.17~7.51 (2H, d, 3H, t, C₆H₅), 7.17~7.51 (4H, d, 4H, t, 2C₆H₄).

4. Conclusions

Future research will involve the preparation of additional products.

This research, combined with other repetition of Diels-Alder process should provide a global library for new compounds have biological activity.

A new technique was used in this research which considered as a green chemical reaction. Using an ultra-sonic technique reduced reaction time which usually used in reflex technique in similar reactions.

References

- [1] Armstrong, Douglas and Richey, Kristen, "Progress Toward the Synthesis of Novel Heterocyclic Compounds: Via Diels-Alder Reactions, Including Microwave Promotion" (2015). *Faculty Scholarship – Chemistry*.
- [2] Pedro Martins, João Jesus, Sofia Santos, Luis R. Raposo, Catarina Roma-Rodrigues, Pedro VianaBaptista, and Alexandra R. Fernandes. Heterocyclic Anticancer Compounds: Recent Advances and the Paradigm Shift towards the Use of Nanomedicine's Tool Box. *Open access Molecules* 2015, 20, 16852-16891.
- [3] Corey E. J., Catalytic enantio selective Diels--Alder reactions: methods, mechanistic fundamentals, pathways, and applications. *Angew. Chem. Int. Ed.* 2002 ;41(10):1650-67.

- [4] Nicolaou K.C., Snyder S.A., Montagnon T., Vassilikogiannakis G., The Diels–Alder Reaction in Total Synthesis. *Angew. Chem. Int. Ed.* 2002; 41(10):1668–1698.
- [5] Zweifel, G. S.; Nantz, M. H. (2007). *Modern Organic Synthesis: An Introduction*. W.H. Freeman and Co. ISBN 978-0-7167-7266-8.
- [6] Armstrong, Douglas and Richey, Kristen. "Progress Toward the Synthesis of Novel Heterocyclic Compounds: Via Diels-Alder Reactions, Including Microwave Promotion" (2015). *Faculty Scholarship – Chemistry*. 7.
- [7] Wayland E. Noland, Venkata S. Narina. Synthesis of Diels-Alder Adducts from Vinyl Heterocycles having Potential Biological Activity, Brandon Pietz University of Minnesota, Department of Chemistry 2013.
- [8] Roush, W. R. (1991). "Intramolecular Diels–Alder Reactions". In *Trost, B. M.; Fleming, I. Comprehensive Organic Synthesis. Vol. 5. pp. 513–550*.
- [9] A Diels–Alder Type Reaction with Formaldehyde Thomas L. Gresham, Thomas R. Steadman *J. Am. Chem. Soc.*, 1949, 71 (2), pp 737–738.
- [10] T. L. Gilchrist and R. C. Storr, 1979, Organic reaction and orbital symmetry. Cambridge University Press, UK.
- [11] Fringuelli, F., Taticchi, A., *The Diels-Alder Reaction. Selected Practical Methods*, Wiley, New York 2002 pp 1-25.
- [12] Elaine Nam, Melissa Hill, and Jack Randall. Organic chemistry with vernier, Vernier, Measure, Analyze, Learn. 2012.
- [13] Wei Zhang, Berkeley W. Cue Jr., Rodrigo. Green Techniques for Organic Synthesis and Medical Chemistry. Stefani, John Wiley & Sons, Ltd.: United Kingdom, 2012.
- [14] Dong Chen, Sanjay K. Sharma, AckmezMudhoo, Handbook on application ultrasonic Sonochemistry for Sustainability, Taylor & Francis Group: USA, 2012.
- [15] L. G. Wade, Jr., Modular Laboratory Program In Chemistry. The Diels-Alder Reaction of Anthracene with Maleic Anhydride: USA, 1998, pp. 155-162.
- [16] L D Field, S Sternhell and J R Kalman. Organic Structures From Spectra, John Willey & Sons, Ltd: England. 2008.
- [17] B.D. Mistry. A Handbook of Spectroscopic Data Chemistry (UV, IR, PMR, ¹³CNMR and Mass Spectroscopy), Oxford Book Company: Delhi. 2009.